

# Light OF THE World

KIDS' MINISTRY CURRICULUM  
ELEMENTARY



**BONUS EASTER LESSON**

# THE SALVATION POEM

Jesus, you died upon a cross  
And rose again to save the lost  
Forgive me now of all my sin  
Come be my Savior, Lord, and Friend  
Change my life and make it new  
And help me, Lord, to live for you

## Special thanks:

- **Writer:** Justyn Smith, *Children's Pastor, Cornerstone Church*
- **Project Coordinators:** Jason Noble, Scott Mills, Trent Redmann
- **Advisory Team:**
  - Steve Adams, *Children's Pastor, Executive Director of International Network of Children's Ministry*
  - Kelly Ablaza, *Children's Pastor, Long Hollow Church*
  - Brian Dollar, *Executive Pastor, North Little Rock First Assembly*
  - Mike Johnson, *Children's Pastor*
  - Josh Merrill, *Children's Pastor, Cornerstone Church*
  - Cherie Duffey, *Children's Pastor, NewSong Church*
- **Salvation Poem:**
  - Brennan McPherson, *President of The Salvation Poem Project/ Producer, **LIGHT OF THE WORLD***
  - Kyle Curr, *Director of Operations, The Salvation Poem*

# TABLE OF CONTENTS

---

Welcome to **LIGHT OF THE WORLD** Children's Ministry Curriculum. A team of children's ministry pastors have come together to create this six-week program ties into the new animated movie, **LIGHT OF THE WORLD**, which tells the story of Jesus through the eyes of his young apostle, John.

In this special Easter Bonus Lesson, you will find...

- **Pages 5: Curriculum Overview**
- **Pages 6-18: Easter Lesson plan**
- **Pages 19-23: LIGHT Group Plan**
- **Pages 24-31: Parents' Pages**
- **Pages 32-37: Curriculum Components**

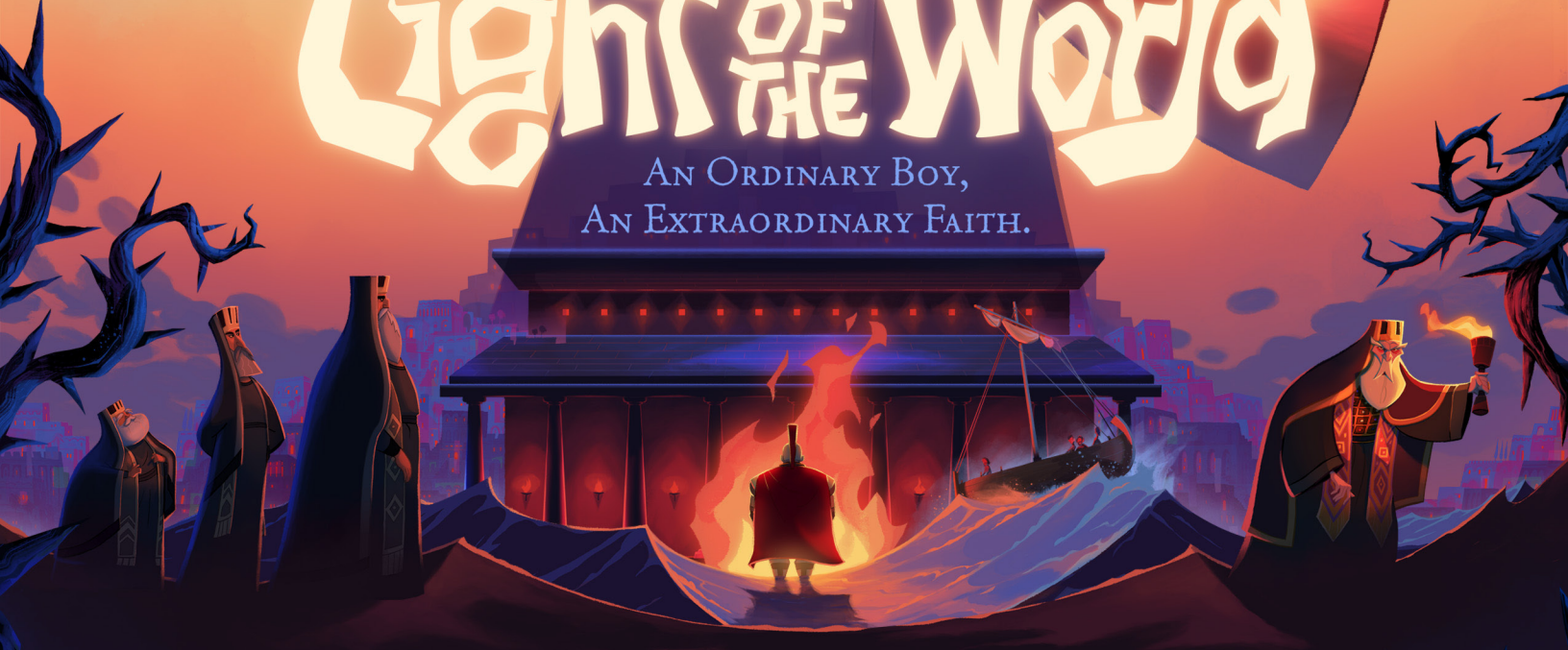
Sign up here to receive the videos for this lesson, and the full 6-week curriculum:





# Light of the World

AN ORDINARY BOY,  
AN EXTRAORDINARY FAITH.



SALVATION POEM PROJECT PRESENTS "LIGHT OF THE WORLD"  
EDITED BY ROB ZEIGLER MUSIC BY ALEX MCKENZIE PRODUCTION DESIGNER LUKE LEHENBAUER DIRECTOR OF PHOTOGRAPHY TONY BANCROFT EXECUTIVE PRODUCERS MATTHEW MCPHERSON  
PRODUCED BY BRENNAN MCPHERSON SCREENPLAY BY DAVID ARMSTRONG DREW ARMSTRONG DIRECTED BY JOHN J. SCHAFER & TOM BANCROFT

ONLY IN THEATERS SEPTEMBER 5, 2025

# Light of the World Curriculum

This BONUS EASTER LESSON reveals Jesus is alive through the powerful stories of the resurrection—from Mary Magdalene’s discovery of the empty tomb to Jesus’ appearances with His disciples, showing how His victory over death brings eternal hope and transforms our understanding of life itself.

Starting with this first bonus Easter lesson and continuing with a 6-lesson plan (available for free later this year), the children of your church will embark on an incredible journey through some of the most transformational encounters people had with Jesus.

When people met Jesus, they were never the same again. Think about it: a tax collector who found a new purpose, a paralyzed man who received healing and hope, disciples who discovered true friendship, and more.

In each lesson, we’ll see how Jesus transformed lives then and how He continues to transform lives now. Your kids will discover that Jesus isn’t just a figure from the past; He’s the **LIGHT OF THE WORLD** who still illuminates our paths today.

Whether it’s finding hope in difficult times, experiencing forgiveness, discovering true friendship, or understanding our purpose, each lesson builds on the previous one to create a full picture of who Jesus is and why His presence in our lives matters so much.

**Week 1:** Jesus as Light transforms darkness to light (foundational transformation)

**Week 2:** Jesus sees and transforms through His care and healing

**Week 3:** Jesus transforms despair into hope

**Week 4:** Jesus transforms through forgiveness and change

**Week 5:** Jesus transforms relationships through true friendship

**Week 6:** Jesus transforms meaninglessness by giving purpose

**BONUS LESSON:** Jesus transforms death into life through resurrection

Ready to begin? Let’s start this adventure together and watch as your kids discover their own transformational encounters with Jesus, the Light of the World.

# LIGHT OF THE WORLD

## Children's Ministry Curriculum

### Jesus' Resurrection

DAILY LIGHT Scriptures: Matthew 28:16; John 11:25; 1 Corinthians 15:3-4;  
John 14:19b; John 20:20

### The Light Value:

Transformational Encounters with Jesus

### The Light Truth:

Jesus Is Alive

### The Light Verse:

I am the light of the world. Whoever follows me will never walk in darkness,  
but will have the light of life.

John 8:12, NIV

Light of the World: Jesus' Resurrection

Copyright © 2024 Salvation Poem Foundation, Inc.

Scripture quotations marked (NIV) are taken from the Holy Bible, New International Version®, NIV®.  
Copyright © 1973, 1978, 1984, 2011 by Biblica, Inc.™ Used by permission of Zondervan. All rights reserved  
worldwide.

# LARGE GROUP MINISTRY

## JESUS IS ALIVE

### 60 Minute Service Rundown

#### Large Group

TIME	SEGMENT	NOTES
5min	Countdown	<i>Start 5 minutes before large group begins</i>
1min	Welcome	<i>Welcome all, especially first-time guests</i>
3min	Lesson Intro	<i>The setup for today's The Light Truth</i>
4min	Game	<i>Large group game- everyone plays</i>
3min	Bible Verse	<i>Learning the series Bible verse</i>
7min	Praise & Worship	<i>High energy songs of thanks and praise</i>
5min	Bible Story	<i>Retelling of the actual Bible story</i>
8min	Object Lesson	<i>Object lesson</i>
3min	Wrap Up	<i>Wrapping up the large group lesson</i>
1min	Dismiss to LIGHT Small Groups	<i>Dismiss to LIGHT small groups</i>

#### LIGHT Small Groups

5min	L- Link	<i>Ice breakers connect kids together</i>
5min	I- Investigate	<i>Hands-on exploration of lessons</i>
5min	G- Grow	<i>Discuss Bible story insights</i>
5min	H- Highlight	<i>Fun Scripture memorization activities</i>
5min	T- Trust	<i>Prayer builds relationship with God</i>

# WELCOME

Hey everyone! Welcome to \_\_\_\_\_! I'm so excited to see all your smiling faces here today! Whether this is your first time with us or you've been coming for a long time, we're really glad you're here.

You know what? Each time we get together, amazing things happen. We learn about God, we have fun with our friends, and we discover just how much Jesus loves each and every one of us. That's pretty awesome, right?

I want to give a special shout-out to any first-time friends who might be joining us today. We hope you feel super welcome, and I just know you're going to have a great time!

Before we jump into today's incredible lesson, let's set some quick ground rules to help everyone have the best time possible:

- We show respect by listening when others are speaking.
- We raise our hands when we want to share something.
- We encourage and support each other
- And most importantly: we have FUN while we learn!

**Are you ready to start? Let me see your biggest smiles and most enthusiastic thumbs up! Awesome! Let's get started!**



# LESSON INTRO

Hey friends! You know what's amazing? We get to talk about the most incredible day in history-the day Jesus came back to life!

[Speaking with building excitement]

Imagine you're Mary Magdalene, walking to Jesus' tomb early in the morning. The sun hasn't even come up yet. Your heart is so heavy because your best friend Jesus died on the cross. You saw them put His body in the tomb. You watched them roll that massive stone in front of it. You even saw the guards standing watch.

But when you get there ... something's different. The huge stone? It's been rolled away! The guards? They're gone! The tomb? It's empty!

[With wonder]

Your mind is racing-what could have happened? Where is Jesus? Then, you hear someone say your name. You turn around and ... it's JESUS! Standing right there! The same Jesus you saw die on the cross is now alive and talking to you!

[Pause for effect]

Can you imagine how Mary felt in that moment? Everything changed. In just a few seconds, she went from the saddest day of her life to the most incredible, joy-filled, amazing moment ever! Because Jesus wasn't dead anymore. He was alive!

[With enthusiasm]

And here's the really awesome part-Jesus is **STILL** alive today! He didn't just come back to life for a little while. He's alive forever!

But here's what I want you to think about ...

[Lean in slightly, speaking thoughtfully]

If Jesus is alive today, what does that mean for us? How does knowing Jesus is alive right now change the way we live?

Keep that question in your mind, because we're about to discover something amazing that will help us understand just how important this is!

# GAME

## “Resurrection Roll Call”

### Setup:

- Kids can either sit or stand in their seats
- Divide the room into three sections (you can point to divide: left, middle, right)

### How to Play:

Tell kids: “We’re going to celebrate that Jesus is alive! Each section will have a special phrase and motion. When I point to your section, you’ll jump (if sitting) or jump in place (if standing) and shout your phrase!”

### Assign Phrases:

- Left section: “He is risen!” (Jump with hands up high)
- Middle section: “Jesus is alive!” (Jump and wave hands in celebration)
- Right section: “He’s alive indeed!” (Jump and spin around once)

### Practice each section separately, then start the game:

- Point to sections in random order
- Sometimes point to two sections at once
- Sometimes point to all three for a grand celebration
- Vary the speed of pointing
- Add “freeze” moments where they have to hold their position

### Wrap-up:

“Just like the good news of Jesus spread from person to person on that first Easter morning, we shared our joy from section to section! Jesus is alive, and that’s something worth celebrating!”

#### Tips for Leading:

- Keep a quick pace to maintain excitement
- Watch for kids who might need to modify movements
- Praise sections for enthusiasm and good listening
- Mix up the pattern so it’s unpredictable
- Use facial expressions to build anticipation

# BIBLE VERSE

“We're going to learn a special verse where Jesus tells us something amazing about Himself! But we're not just going to say it—we're going to have a ton of fun learning it in four different ways. First, let me say it for you, and then we'll learn it together in ways you've probably never tried before! Listen carefully ...”

[Read with enthusiasm] “When Jesus spoke again to the people, he said, ‘I am the light of the world. Whoever follows me will never walk in darkness, but will have the light of life.’ John 8:12”

“Did you hear that? Jesus says He’s the light of the world! And now we're going to learn this verse in some crazy fun ways. Are you ready?”

## 1. Super Slow Motion (Deep Voice):

[Speaking very slowly and deeply] “Wheeeen ... Jeesuuus ... spooooke ... agaaaain ... tooo ... thee ... peoople ... heee ... saaaaid ... ‘llll ... aaaam ... thee ... liiiight ... offff ... thee ... worrrld. Whooooerrrr ... folllowsss ... meee ... willl ... nevvrrr ... walllk ... innn ... darrrknessss ... buuut ... willl ... haaaave ... thee ... liiiight ... offff ... liiiife.’ Jooohn ... 8:12”

## 2. Regular Speed (Normal Voice):

“When Jesus spoke again to the people, he said, ‘I am the light of the world. Whoever follows me will never walk in darkness, but will have the light of life.’ John 8:12”

## 3. Super Fast (Clear and Excited):

[Speaking quickly but maintaining clarity]

“When Jesus spoke again to the people He said I am the light of the world Whoever follows me will never walk in darkness but will have the light of life John 8:12!”

## 4. Final Regular Speed (Strong and Confident):

[Back to normal pace, with conviction]

“When Jesus spoke again to the people, he said, ‘I am the light of the world. Whoever follows me will never walk in darkness, but will have the light of life.’ John 8:12”

# TEACHING TIPS

---

- Model each speed first, then have kids repeat
- Use hand motions to conduct the group (like a music conductor)
- For slow motion, move your hands slowly through the air
- For regular speed, use normal conducting gestures
- For super fast, move hands quickly in a circular motion
- For the final version, use strong, definitive conducting gestures
- Remind kids to stay clear with their words even when going fast
- Smile and show enthusiasm - it's contagious!



# BIBLE STORY

I want to tell you one of the most incredible stories ever told – and the best part is, it’s absolutely true! This story is about what happened on that first Easter morning, and in the days that followed.

You know, it all started very early on Sunday morning. The Gospel of John tells us that Mary Magdalene went to Jesus’ tomb while it was still dark. She had seen Jesus die on the cross just days before, and her heart was completely broken. But when she got to the tomb, something unexpected happened – the huge stone that had been covering the entrance was rolled away!

Mary ran to tell Peter and John what she’d found. In John 20, we read that they raced to the tomb – and I mean literally raced! John actually got there first and waited outside, but Peter, being Peter, ran straight in! They found the tomb empty, with just the linen cloths that had wrapped Jesus’ body lying there, neatly folded.

But here’s where it gets really amazing. After Peter and John left, Mary stayed by the tomb, crying. She looked inside one more time and saw two angels sitting where Jesus’ body had been. They asked her why she was crying, and she told them, “They’ve taken my Lord away, and I don’t know where they’ve put him.”

Then – and this is my favorite part – she turned around and saw someone standing there. Through her tears, she thought it was the gardener. But then he said just one word: “Mary.” It was Jesus! He was alive!

You see, Jesus had told his disciples this would happen. In John 14:19, Jesus had promised, “Because I live, you also will live.” And now here He was, alive, just as He’d said!

You see, Jesus had told his disciples this would happen. In John 14:19, Jesus had promised, “Because I live, you also will live.” And now here He was, alive, just as He’d said!

# BIBLE STORY

But the story doesn't end there. Later that same day, Jesus appeared to His disciples. They were hiding in a locked room because they were afraid. John 20:20 tells us, "After he said this, he showed them his hands and side. The disciples were overjoyed when they saw the Lord." Can you imagine their joy when they realized their best friend, their teacher, was actually alive?

You know what's really cool? The Apostle Paul later wrote about this in 1 Corinthians 15:3-4. He said, "For what I received I passed on to you as of first importance: that Christ died for our sins according to the Scriptures, that he was buried, that he was raised on the third day according to the Scriptures." Paul wanted everyone to know that this wasn't just a story – it was real, historical fact!

And Jesus didn't just appear once or twice. Matthew 28:16 tells us that the eleven disciples went to a mountain in Galilee where Jesus had told them to go. He appeared to them there too! In fact, over the next forty days, Jesus appeared to more than 500 people!

But here's the most amazing part of all – Jesus isn't just someone who came back to life and then died again later. In John 11:25, Jesus made this incredible statement: "I am the resurrection and the life. The one who believes in me will live, even though they die." Jesus is still alive today! He conquered death once and for all, and He's still changing lives right now, including yours and mine.

This wasn't just any ordinary event in history. This was the moment that changed everything. Death wasn't the end of the story – it was just the beginning. And because Jesus is alive, we can have hope, no matter what we're going through.

Pretty incredible story, right? And remember – every word of it is true!

# OBJECT LESSON

## “From Dark to Light - Jesus’ Resurrection Power”

Materials needed:

- A clear glass jar
- Water
- White vinegar
- Baking soda
- Food coloring (black or dark blue)
- A spoon
- A small flashlight or battery-operated candle

“Who here has ever been afraid of the dark? [Wait for hands] You know, on that first Easter morning, Jesus' friends were feeling scared and sad—kind of like being in the dark. They thought Jesus was gone forever. But God had an amazing surprise planned!”

[Fill the jar halfway with water and add food coloring]

“See this dark water? This represents the sadness and darkness when Jesus died. His friends were heartbroken. Mary Magdalene went to His tomb early Sunday morning while it was still dark outside.”

[Add vinegar to the water, stirring gently]

“But when Mary got there, something incredible happened! The huge stone that covered Jesus' tomb had been rolled away! The tomb was empty!”

[Slowly add baking soda while speaking]

“At first, Mary was confused and scared. But then she met Jesus—alive again! Watch what happens to our dark water ...”

[The baking soda reaction will cause the water to bubble and gradually lighten]

“Just like this dark water is changing, everything changed when Jesus rose from the dead! The darkness of sadness turned into the brightest joy ever!”

[Hold up the flashlight/candle]

“Jesus said ‘I am the light of the world.’ When He rose from the dead, He proved that He has power over everything—even death! His light can shine in the darkest places and bring the brightest hope into the saddest times.”

[Turn off room lights if possible]

“When I turn off these lights, it gets pretty dark in here. Sometimes life can feel dark too—like when we're scared, or sad, or lonely. Maybe you've felt that way before?”

[Turn on flashlight]

“But look what one small light can do! Even this tiny light helps us see better. That's exactly what Jesus does in our lives. When Mary Magdalene was sad and confused at the tomb, Jesus' presence changed everything for her. She went from crying in the dark to running with joy to tell everyone the good news!”

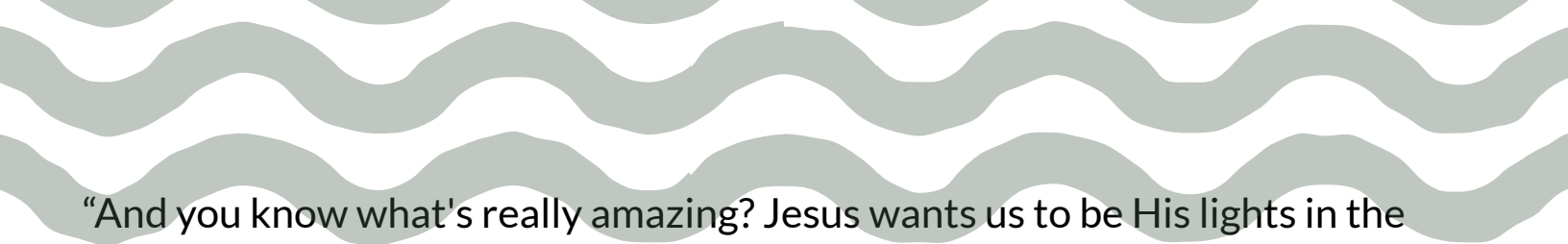
[Ask for three volunteers to come forward]

“I need some helpers! Here's what happened after Mary saw Jesus alive. She ran to tell Jesus' disciples—His close friends. At first, they had trouble believing such amazing news. But then ...”

[Give each volunteer a small battery-operated candle or flashlight]

“Jesus started appearing to more and more people! First Mary, [turn on first light] then Peter and John, [turn on second light] then all the disciples [turn on third light]. Each person who saw Jesus alive became like a light, sharing the incredible news with others!”





“And you know what's really amazing? Jesus wants us to be His lights in the world too! When we tell others about Jesus’ love, when we help someone who's sad, when we share kindness with others—we're sharing His light!”

[Have volunteers hold their lights up]

“Look how much brighter the room is now with just three more lights! Imagine if everyone in this room was sharing Jesus’ light. We could light up our whole community with His love and hope!”

“Remember: Jesus didn't stay in the tomb—He’s alive! And because He lives, we never have to walk in darkness. He’s with us all the time, ready to fill us with His light and help us share it with others.”

“Let's all practice being light-sharers! When I turn this light on, I want you to smile at someone near you. Ready?”

[Turn on flashlight/candle]

“Jesus is alive, and His light lives in us! We can share His hope and joy with everyone we meet!”

“Let's bow our heads and pray together:

Dear Jesus, Thank you for being the Light of the world. Thank you that you rose from the dead and that you're alive today! Help us remember that your light is stronger than any darkness. Give us courage to share your light with others through our words and actions. Thank you for loving us so much. In Jesus’ name, Amen.

[Open eyes] And remember friends—Jesus is alive, and His light can shine through each one of you!”

# WRAP UP

Wow! Wasn't it amazing to see how that dark water completely changed when we added our special ingredients? You know what's even more amazing? That's exactly what happened when Jesus rose from the dead! Everything changed!

Remember the question we asked earlier-what does it mean for us that Jesus is alive? Well, just like that dark water became bright, Jesus brings light into our lives too! When Jesus died and rose again, He showed us that He has power over everything-even death itself! That's why He could say, "I am the light of the world. Whoever follows me will never walk in darkness, but will have the light of life."

Think about it-Jesus isn't just a story in a book. He's not just someone who lived a long time ago. He is alive RIGHT NOW! That means when you're scared, He's there. When you're sad, He's there. When you're happy, He's there too! He's alive and with us every single day!

And just like Mary ran to tell everyone the good news that Jesus was alive, we get to share this amazing news too! Every time we show kindness, every time we help someone, every time we tell others about Jesus, we're sharing His light with the world.

So remember friends-JESUS IS ALIVE! And because He's alive, we can have His light in our lives forever!

Let's say our verse one more time together:

"I am the light of the world. Whoever follows me will never walk in darkness, but will have the light of life." John 8:12

# LIGHT GROUPS

## L - Link (5 Minutes)

“Let’s play ‘Light Switch’! When I say ‘Lights on,’ stand up and show me your brightest, happiest face. When I say ‘Lights off,’ sit down and show me your saddest face. Ready?”

[Play 2-3 quick rounds]

“You know, on that first Easter morning, Jesus’ friends felt like they were stuck with the ‘lights off.’ But then something amazing happened that turned their sadness into the biggest ‘lights on’ ever! Has anyone ever had a really sad moment turn into a happy one? Let’s share!”

[Allow 2-3 quick shares]

## I - Investigate (5 minutes)

“We’re going to be detectives! I need your help solving the Case of the Empty Tomb. Here are the clues we know:

- The stone was rolled away
- The tomb was empty
- The guards ran away
- Jesus’ grave clothes were folded neatly
- Mary saw Jesus alive!

Let’s think like detectives:

- Why would the grave clothes be folded if someone stole Jesus’ body?
- Why would the guards run away if nothing happened?
- How did so many people see Jesus alive after His death?

What do you think all these clues tell us about what really happened?”



## G – Grow (5 minutes)

“Jesus appeared to many people after He rose from the dead. Let's talk about some of them:

- Mary Magdalene was the first - how do you think she felt?
- The disciples were hiding in a locked room - why were they scared?
- Thomas wouldn't believe until he saw Jesus himself - what did Jesus say to him?

If Jesus appeared to you today, what would you want to say to Him? What questions would you ask?”

## H – Highlight (5 minutes)

“Our verse says ‘I am the light of the world. Whoever follows me will never walk in darkness, but will have the light of life.’

Let's break it into parts and add movements:

- ‘I am the light’ - point up
- ‘of the world’ - make a big circle with arms
- ‘Whoever follows me’ - walking in place
- ‘will never walk in darkness’ - cover eyes
- ‘but will have the light of life’ - uncover eyes and raise hands high

Now let's try it all together! Let's see who can remember the movements!”



## **T – Trust (5 minutes)**

“Jesus being alive changes everything! Let’s talk to Him right now:

- What makes you happy that Jesus is alive?
- What worries would you like to share with Him?
- What would you like to thank Him for?

Let’s pray together. You can repeat after me:

**Dear Jesus,  
Thank you for being alive!  
Thank you for being the light of the world.  
Help us to follow you  
And share your light with others.  
We love you!**

**AMEN!**

# FOLLOWING JESUS

“We've been talking about how Jesus is alive and how He is the light of the world. You know what's amazing? Jesus wants to be your friend and bring His light into your life too!

Let me share a special poem with you that helps us understand how we can ask Jesus to be our forever friend:

[Speak slowly and warmly]

*'Jesus, You died upon a cross  
And rose again to save the lost'*

You know what that means? Jesus loves you so much that He died for you, but He didn't stay dead-He came back to life! That's what we've been learning about today.

*'Forgive me now of all my sin  
Come be my Savior, Lord, and Friend'*

Sometimes we do things that aren't right-that's called sin. But Jesus wants to forgive us and be our best friend forever!

*'Change my life and make it new  
And help me, Lord, to live for You'*

When we ask Jesus into our hearts, He helps us live differently-kind of like turning on a light in a dark room. Everything becomes brighter!

[Speaking gently]

Would you like to ask Jesus to be your forever friend today? We can pray this poem together, or you can use your own words. Remember, Jesus hears you and loves you no matter what words you use.

[If children indicate they want to pray]

You can repeat after me, or just pray in your heart:

**Jesus, you died upon a cross  
And rose again to save the lost  
Forgive me now of all my sin  
Come be my Savior, Lord, and Friend  
Change my life and make it new  
And help me, Lord, to live for you**

**AMEN!**

[After prayer]

If you just prayed that prayer, I want you to know that Jesus heard you! He's so happy you want to be His friend. Let's thank Him together for His love!

# EASTER AT HOME:

LET YOUR LIGHT SHINE BECAUSE JESUS IS ALIVE!

Parents,

We're excited to share what your child learned today in today's Easter lesson! Get ready for some meaningful family time centered around the powerful message of Easter.

## Today's Light Lesson

**The Light Value:** Transformational Encounters with Jesus

**The Light Truth:** Jesus is Alive

**The Light Verse:** *"I am the light of the world. Whoever follows me will never walk in darkness but will have the light of life."* John 8:12, NIV

## Family Activity: Light Scavenger Hunt

Gather different light sources (flashlights, lamps, candles [adult supervision required], natural light) and dim the room. Take turns highlighting different objects and discuss how light helps us see things clearly—just like Jesus helps us see truth and hope clearly!

## Family Discussion Questions

1. How does knowing Jesus rose from the dead give you hope when you're feeling down?
2. What are some ways we can be "lights" in our community and show others Jesus' love?
3. When do you find it hardest to be a light for others, and how can we help each other during those times?





## Family Fun Recipe: Resurrection Rolls

These fun-to-make rolls represent the empty tomb!

### Ingredients:

- 1 can refrigerated crescent rolls
- 8 large marshmallows
- 1/4 cup melted butter
- 2 tablespoons cinnamon sugar

### Steps:

- Preheat oven to 375°F
- Have your child dip a marshmallow in butter, then roll in cinnamon sugar
- Wrap the marshmallow completely in a crescent roll triangle
- Bake for 10-12 minutes
- When you break them open, the marshmallow has melted away just like Jesus' tomb was empty!



## L.I.G.H.T. Activities for Home

**L**ove others by making cards for neighbors or family

**I**nvoke friends to hear about Jesus' love

**G**ive thanks daily for God's blessings

**H**elp someone in need this week

**T**ell others about Jesus' resurrection story

Remember, families: You don't have to do everything at once! Pick one activity or discussion question each day this week to keep the conversation going. We're praying for wonderful moments of connection and growth in your home!

With joy,

Your Children's Ministry Team

# FAMILY DEVOTIONS

## DEVOTION 1: MEETING JESUS (MATTHEW 28:16)

*“Then the eleven disciples went to Galilee, to the mountain where Jesus had told them to go.”*

Have you ever had a special meeting place with your friends? The disciples had one too—a mountain in Galilee where Jesus told them to meet Him after He rose from the dead. They probably felt nervous and excited walking up that mountain! Just imagine what it was like when they saw Jesus standing there, alive and well.

### **Family Discussion:**

- Why do you think Jesus chose a mountain for this special meeting?
- How would you feel walking up that mountain, knowing you might see Jesus?
- Where are some places we can “meet” with Jesus today?

### **Prayer Activity:**

Find a special spot in your home to be your family’s “meeting place” with Jesus. Gather there and thank Him for always being ready to meet with us.

# FAMILY DEVOTIONS

## DEVOTION 2: LIFE-CHANGING WORDS (JOHN 11:25)

*“Jesus said to her, ‘I am the resurrection and the life.’”*

These might be some of the most powerful words ever spoken! When Jesus said this, He wasn't just making a nice statement—He was telling us something amazing about Himself. He has power over life and death! Think about that: Jesus is so powerful that even death can't stop Him.

### **Family Discussion:**

- What does it mean that Jesus is “the resurrection and the life”?
- Why is it important to know that Jesus has power over death?
- How does this help us when we're scared?

### **Prayer Activity:**

Write down things that worry you on small pieces of paper. As you pray, crumple them up, remembering that Jesus has power over everything that scares us.

# FAMILY DEVOTIONS

## DEVOTION 3: THE BIG STORY (1 CORINTHIANS 15:3-4)

*“For what I received I passed on to you as of first importance: that Christ died for our sins according to the Scriptures, that he was buried, that he was raised on the third day according to the Scriptures.”*

This verse is like a summary of the most important story ever told! It’s so important that Paul says it’s “of first importance.” It’s like the headlines of the greatest news story: Jesus died for our sins, was buried, and came back to life! And the amazing part? This was God’s plan all along.

### **Family Discussion:**

- Why do you think this message is “of first importance”?
- What parts of Jesus’ story amaze you the most?
- How can we share this important news with others?

### **Prayer Activity:**

Take turns being news reporters, telling each other the amazing news about Jesus. Then pray, thanking God for this wonderful story.

# FAMILY DEVOTIONS

## DEVOTION 4: LIVING HOPE (JOHN 14:19B)

*“Because I live, you also will live.”*

Seven simple words that change everything! Jesus made this promise to His disciples, and it’s a promise for us too. Because Jesus is alive, we can have real life—life that’s full of hope and joy, now and forever.

### **Family Discussion:**

- What does it mean to really “live”?
- How does knowing Jesus is alive change how we live today?
- What makes you most excited about living with Jesus?

### **Prayer Activity:**

Make a “Life List”—write down ways Jesus brings life to your family (like joy, peace, love). Thank Him for each one.

# FAMILY DEVOTIONS

## DEVOTION 5: JOY IN HIS PRESENCE (JOHN 20:20)

*“After he said this, he showed them his hands and side. The disciples were overjoyed when they saw the Lord.”*

Imagine being in that room with the disciples. They were probably scared and confused until—surprise!—Jesus appeared! When they saw Him, their fear turned to joy. Jesus showed them His hands and side to prove it was really Him. Their sadness turned into the biggest celebration ever!

### **Family Discussion:**

- Why were the disciples overjoyed to see Jesus?
- What makes you joyful about knowing Jesus?
- How can we show others the joy of knowing Jesus?

### **Prayer Activity:**

Have a joy celebration! Dance, sing, or jump around as you thank Jesus for being alive and bringing joy to your lives.

# LIGHT OF THE WORLD COMPONENTS

The **LIGHT OF THE WORLD** Children's Ministry curriculum is a 6-week journey that explores Jesus' transformative ministry through key biblical narratives, anchored by the memory verse from John 8:12: "I am the light of the world. Whoever follows me will never walk in darkness, but will have the light of life." The curriculum highlights six essential aspects of Jesus' character and mission.

Each week integrates Bible stories, clips from **LIGHT OF THE WORLD**, character studies, and practical application to help children understand who Jesus is historically, and how He continues to impact lives today. The curriculum addresses real-life concerns while building a foundation of faith.

**Week 1** establishes Jesus as the Light of the World, drawing from Creation and Isaiah's prophecies to show how Jesus fulfills God's promised plan of salvation. Through Salome and John's perspective, children explore the foundational question "Is this real?"

**Week 2** demonstrates how Jesus Sees and Cares for Me through powerful healing stories, including the paralytic man, Mary's encounter with Jesus, and the centurion's servant. These narratives highlight Jesus' compassion and personal care for individuals.

**Week 3** presents Jesus is My Hope, featuring the Roman soldier and his servant's story from Luke 7, addressing the profound question "Why would you help him?" This lesson emphasizes that brokenness doesn't define our future.

**Week 4** explores how Jesus Forgives and Changes Me through the stories of Zebedee's life and the calling of Levi (Matthew), showing how encounters with Jesus lead to transformation.

**Week 5** reveals Jesus is My Friend through John the Baptist's testimony and the disciples' experiences, demonstrating how Jesus builds deep, meaningful relationships with His followers.

**Week 6** concludes with Jesus Gives Me Purpose, completing the journey by showing how following Jesus brings meaning and direction to our lives.

**BONUS LESSON** reveals Jesus is Alive through the powerful stories of the resurrection,

TO DOWNLOAD FREE VIDEOS FOR THE CURRICULUM,  
PLEASE GO TO OUR WEBSITE [lightoftheworld.com/kidmin](http://lightoftheworld.com/kidmin)



Each lesson in this curriculum includes the following elements for shining Jesus' light.

### **The Light Value**


The Light Value illuminates essential spiritual virtues that children are encouraged to reflect in their own lives. Like a lamp guiding their paths, these biblical principles help young believers navigate daily decisions and shape their characters. The value is carefully chosen to resonate with children's experiences, helping them understand how following Jesus' teachings brings light to every aspect of their lives. This foundational element helps establish a strong spiritual foundation for lifelong faith.

### **The Light Truth**

The Light Truth captures the essential message each child should carry in their heart from the lesson. It serves as a bright beacon of understanding, distilling complex spiritual concepts into clear, memorable insights that children can apply to their daily walk with Christ. Each truth is crafted to be both profound and practical, helping children see how Jesus' teachings illuminate their paths forward. This core message becomes a guiding light for their spiritual growth and decision-making.

### **The Light Scripture**

The Light Scripture anchors each lesson in God's Word, providing divine authority and wisdom that supports the Light Truth. The carefully selected verse serves as an eternal lamp of truth, helping children understand the biblical basis for the lesson's teachings. By encouraging children to memorize and meditate on this verse, you help them store God's Word in their hearts, ensuring they have spiritual light to guide them through life's journey. This Scripture becomes a lasting source of wisdom and encouragement in their spiritual development.



# LARGE GROUP MINISTRY

Our large group ministry time consists of the following segments:

## Countdown:

As children are dropped off, they could be engaged in free play activities and games. When the preservice five-minute countdown video is played, the children will know it's time to pack up and gather in front of the stage area. The service leader can be up front during this time. In the final 10-second countdown, the leader can encourage the children to countdown together, building excitement and anticipation for your service. After the preservice countdown video finishes, you may choose to go straight into praise and worship.

## Welcome:

After children are seated in the large group environment, every child should feel welcomed, if it's their first time or they are with you every week. This is the moment in the service where our leader gives a warm welcome, being mindful of our first-time guests and setting the tone for our exciting journey learning about how Jesus is alive!

## Lesson Intro:

This is the set up for the day's lesson, creating interest and curiosity about what they will be learning. Using engaging questions and interactive elements, build anticipation for discovering how Jesus changes everything. Create wonder and excitement about the day's powerful truth we'll explore together.

## Game:

This exciting and interactive activity encourages active participation from all children. Tied into each lesson, these games are both enjoyable and meaningful. Whether it's a seated game, active movement, or creative challenge, games are designed to create a joyful atmosphere while connecting to the theme. The service leader will guide the children through the game, ensuring everyone participates and has fun while learning.

## **Bible Verse:**

This segment focuses on helping children understand and memorize each lesson's Light Verse through engaging motions, creative repetition, and interactive learning techniques. The service leader guides children through fun, age-appropriate activities that make Scripture memory exciting and meaningful. Whether through group games, call-and-response, or movement-based learning, children actively participate in hiding God's Word in their hearts. This segment creates a foundation for the object lesson that follows.

## **Praise and Worship:**

This vital and transformative segment provides a powerful opportunity for children to celebrate Jesus! This segment engages children in expressing their joy and gratitude through music, song, and prayer. To make the worship experience interactive and enjoyable, actions and motions should be incorporated into the songs. Actions help to engage the children physically and emotionally, enabling them to connect more deeply with the truth being sung and taught.

## **Bible Story:**

This is where we dive into God's Word with our kids. Tell the story like you're sharing an exciting experience with friends. Quote directly from the Bible to show kids where the story comes from, but also keep it natural—like you're having a conversation. Start with something that grabs their attention and draws them in. As you tell the story, let your voice and expressions show your excitement. Move around a bit, use your hands, and really bring the story to life! Keep things moving, but slow down for those big moments that really matter. Look at the kids while you're talking—this helps them stay connected to the story. Wrap it up by helping them see how this story from the Bible matters in their lives right now. Remember, we're not just telling history—we're helping kids discover how God's story connects with their own!

## Object Lesson:

This is the heart of the day's theme. With engaging visual elements and tangible objects, the lesson uses everyday items to illustrate extraordinary truths, making concepts accessible and memorable for children from first through fifth grade. Through digital screens, hands-on demonstrations, and an experienced teacher, kids will see how Jesus changes everything.

## Wrap Up:

This segment brings the lesson to a meaningful conclusion by connecting all we've learned about Jesus that day. We review the main points of the lesson, reinforcing the theme and verse for the day, helping children understand how these truths apply to their daily lives. The Wrap Up creates a sense of closure while inspiring children to share what they've learned with others.



# SMALL GROUP MINISTRY

The small group time in this curriculum consists of the following elements:

## **L - Link:**

This opening segment connects children with each other through quick ice breakers or welcome activities that build relationships and create a warm, inviting atmosphere for learning together.

## **I - Investigate:**

Children engage in hands-on activities or games that help them explore and discover the main lesson or the Light Truth for the day. This interactive segment makes learning fun and memorable.

## **G - Grow:**

The small group leader guides children through deeper discussion of the Bible story using age-appropriate questions. Children share their thoughts and insights, helping each other grow in their understanding of God's Word.

## **H - Highlight:**

This segment focuses on memorizing and understanding the Light Verse through engaging activities, games, or creative methods that make Scripture retention enjoyable and meaningful.

## **T - Trust:**

Children learn to develop their relationship with God through guided prayer time, where they practice both talking to God and listening for His guidance. They share thanksgivings and learn to trust Him with their needs and concerns.